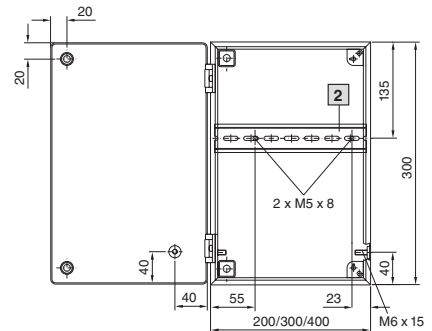
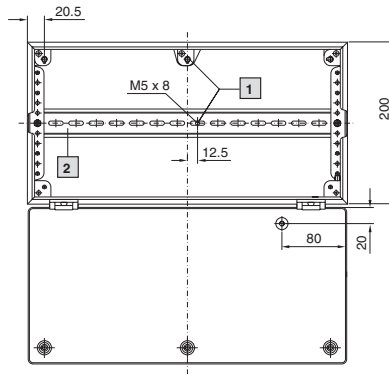
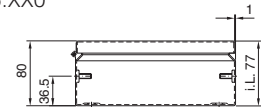
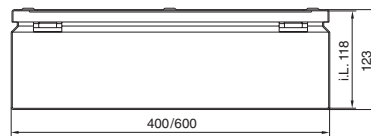


BG 1558.XX0, BG 1559.XX0

BG 1583.XX0, BG 1584.XX0, BG 1585.XX0



1 Only for BG 1559.XX0

2 Support rail TS 35/7.5

i.L. = Clearance width

Material:

Stainless steel
Enclosure: 1.25 mm
Cover: 1.25 mm
Hinges:
Die-cast zinc

Surface finish:

Enclosure and cover:
Brushed, grain 240
Hinges: plated

Protection category:

IP 66 to EN 60 529/09.2000,
complies with NEMA 4x.

Supply includes:

Enclosure with 1 support rail
TS 35/7.5
Lid with foamed seal 180° hinged
with quick-release fasteners.

Approvals,

see page 40.

Width (B1) mm	Packs of	200	300	400	400	600	Page
Height (H1) mm		300	300	300	200	200	
Depth (T1) mm		80	80	80	123	123	
Model No. BG	1.4301 (AISI 304) with PU seal	1	1583.010 ¹⁾	1584.010 ¹⁾	1585.010 ¹⁾	1558.010 ²⁾	1559.010 ²⁾
	1.4301 (AISI 304) with silicone seal	1	1583.020 ³⁾	1584.020 ³⁾	1585.020 ³⁾	1558.020 ³⁾	1559.020 ³⁾
	1.4404 (AISI 316L) with PU seal	1	1583.500 ³⁾	1584.500 ³⁾	1585.500 ³⁾	1558.500 ³⁾	1559.500 ³⁾
	1.4404 (AISI 316L) with silicone seal	1	1583.530 ³⁾	1584.530 ³⁾	1585.530 ³⁾	1558.530 ³⁾	1559.530 ³⁾
Weight (kg)		2.8	3.7	4.5	4.5	6.0	

Accessories

Accessories	Packs of	200	300	400	400	600	Page
Wall mounting bracket	4	1594.000	1594.000	1594.000	1594.000	1594.000	975
Pole clamp	1	2584.000	2584.000	2584.000	2584.000	2584.000	976
Condensate discharge	6	2459.000	2459.000	2459.000	2459.000	2459.000	916


¹⁾ Support rail fixed on studs

²⁾ Support rail adjustable on profile strip

³⁾ Extended delivery times.



Wall mounting bracket
for the secure attachment of
enclosures.
Model No. see page 975.



EMC cable glands
with contact spring for optimum
all-round contact.
Model No. see page 1032.