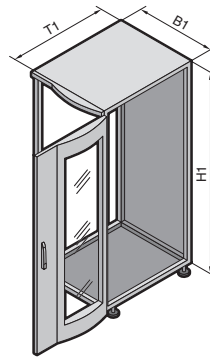


Network enclosures, based on Rittal flexRack(i)



Material:

Vertical frame sections:
Extruded aluminium section
Base, roof frame, panels:
Sheet steel

Surface finish:

Enclosure panels:
Spray-finished in RAL 7035
Frame sections and doors:
RAL 9006
Lock panels: RAL 7035
Viewing window:
Tinted, parsol grey
Gland plates:
Zinc-plated, passivated

Supply includes:

Designer glazed front door (130°), TS sheet steel rear door (130°), solid roof plate, multi-piece gland plate, levelling feet, comfort handle for semi-cylinder at the front, swivel handle at the rear, with security lock 3524 E.

Property rights:

German patent no. 103 11 376
German registered design no. 403 04 312
British registered design no. 301 54 31

Detailed drawing,
available on the Internet.

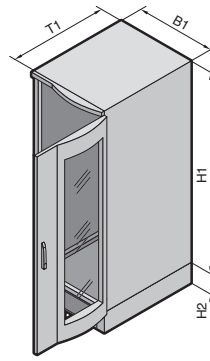
| | | | | | | | | |
|---|------------------------------|------------------------------|------------------------------|------------------------------|------------------------------|------------------------------|------------------------------|------------------------------|
| | | | | | | | | |
| U | 11 | 11 | 24 | 24 | 38 | 42 | 42 | 47 |
| Width (B1) mm¹⁾ | 600 | 600 | 600 | 600 | 600 | 600 | 600 | 600 |
| Height (H1) mm¹⁾ | 600 | 600 | 1200 | 1200 | 1800 | 2000 | 2000 | 2200 |
| Depth (T1) mm¹⁾ | 605 | 1005 | 605 | 1005 | 605 | 605 | 1005 | 1005 |
| Depth absolute, including handles and roof curvature (T1) mm + 74.5 mm | 679.5 | 1079.5 | 679.5 | 1079.5 | 679.5 | 679.5 | 1079.5 | 1079.5 |
| Model No. FR(i) | 7855.610²⁾ | 7855.620²⁾ | 7855.630²⁾ | 7855.640²⁾ | 7855.650²⁾ | 7855.660²⁾ | 7855.670²⁾ | 7855.680²⁾ |

| | | | | | | |
|---|------------------------------|------------------------------|-----------------|-----------------|------------------------------|------------------------------|
| | | | | | | |
| U | 24 | 38 | 42 | 42 | 47 | 47 |
| Width (B1) mm¹⁾ | 800 | 800 | 800 | 800 | 800 | 800 |
| Height (H1) mm¹⁾ | 1200 | 1800 | 2000 | 2000 | 2200 | 2200 |
| Depth (T1) mm¹⁾ | 805 | 805 | 805 | 1005 | 805 | 1005 |
| Depth absolute, including handles and roof curvature (T1) mm + 74.5 mm | 879.5 | 879.5 | 879.5 | 1079.5 | 879.5 | 1079.5 |
| Model No. FR(i) | 7855.690²⁾ | 7855.700²⁾ | 7855.710 | 7855.720 | 7855.730²⁾ | 7855.740²⁾ |

¹⁾ All sizes given are nominal dimensions. For absolute dimensions, please refer to the detailed drawing on the Internet. ²⁾ Delivery times available on request.

Networking

Network enclosures, based on Rittal flexRack(i), pre-configured



Material:

Vertical frame sections:
Extruded aluminium section
Base, roof frame, base/plinth,
panels: Sheet steel

Surface finish:

Enclosure panels:
Spray-finished in RAL 7035
Frame sections and doors:
RAL 9006
Lock panels: RAL 7035
Viewing window:
Tinted, parasol grey
Gland plates, 482.6 mm (19")
mounting angles:
Zinc-plated, passivated

Supply includes:

Designer glazed door at front
(130°), TS sheet steel door at
rear (130°).
Roof plate, side panels,
gland plate, vented base/plinth
(Model No. FR 7855.540, .550,
.560, .570 only),
interior installation depending on
design. Earthing of all enclosure
panels, comfort handle for
semi-cylinders at the front,
swivel handle at the rear, with
security lock 3524 E.

Property rights:

German patent no. 103 11 376
German registered design
no. 403 04 312
British registered design
no. 301 54 31



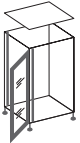

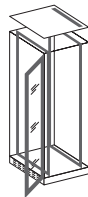
Detailed drawing,
available on the Internet.

| U | 11 | 11 | 24 | 42 | 42 |
|---|-----------------|-----------------|-----------------|-----------------|------------------------------|
| Width (B1) mm¹⁾ | 600 | 600 | 600 | 800 | 800 |
| Height (H1 + H2) mm¹⁾ | 600 | 600 | 1200 | 2000 + 100 | 2000 + 100 |
| Depth (T1) mm¹⁾ | 805 | 1005 | 1005 | 805 | 1005 |
| Depth absolute, including handles and roof curvature (T1) mm + 74.5 mm | 879.5 | 1079.5 | 1079.5 | 879.5 | 1079.5 |
| Model No. FR(i) as single enclosure including 2 side panels | 7855.480 | 7855.500 | 7855.510 | 7855.550 | 7855.570 |
| Model No. FR(i) as bayed enclosure without side panels, including baying kit | – | – | – | 7855.540 | 7855.560²⁾ |

¹⁾ All sizes given are nominal dimensions. For absolute dimensions, please refer to the detailed drawing on the Internet.

²⁾ Delivery times available on request.

Network enclosures, based on Rittal flexRack(i), pre-configured

| |  |  |  |  |  | |
|--|---|---|--|---|---|------|
| U | 11 | 11 | 24 | 42 | 42 | Page |
| Width (B1) mm¹⁾ | 600 | 600 | 600 | 800 | 800 | |
| Height (H1 + H2) mm¹⁾ | 600 | 600 | 1200 | 2000 + 100 | 2000 + 100 | |
| Depth (T1) mm¹⁾ | 805 | 1005 | 1005 | 805 | 1005 | |
| Depth absolute, including handles and roof curvature (T1) mm + 74.5 mm | 879.5 | 1079.5 | 1079.5 | 879.5 | 1079.5 | |
| Model No. FR(i) as single enclosure including 2 side panels | 7855.480 | 7855.500 | 7855.510 | 7855.550 | 7855.570 | |
| Model No. FR (i) as bayed enclosure without side panels, including baying kit | – | – | – | 7855.540 | 7855.560²⁾ | |
| Doors | | | | | | |
| Designer glazed front door/TS sheet steel rear door | ■ | ■ | ■ | ■ | ■ | |
| Side panel | | | | | | |
| Side panel, plug-type including security lock 3524 E | ■ | ■ | ■ | ■ (7855.550 only) | ■ (7855.570 only) | 920 |
| Internal latch for side panel, plug-in | ■ | ■ | ■ | ■ | ■ | 919 |
| Baying | from page 926 | from page 926 | from page 926 | from page 926 | from page 926 | |
| Roof | | | | | | |
| Designer roof plate, solid | ■ | ■ | ■ | – | – | |
| Designer roof plate for cable entry, two-piece | – | – | – | ■ | ■ | |
| Various roof plate options, based on TS 8 | from page 972 | from page 972 | from page 972 | from page 972 | from page 972 | |
| Base/plinth | | | | | | |
| Base/plinth components solid, front and rear | 8601.605 | 8601.605 | 8601.605 | 8601.805 | 8601.805 | 893 |
| Base/plinth components vented, front and rear | 7825.601 | 7825.601 | 7825.601 | ■ | ■ | 893 |
| Base/plinth trims, side | 8601.085 | 8601.015 | 8601.015 | ■ | ■ | 893 |
| Gland plate, front, fitted as an infill panel, rear section open | – | – | – | ■ | ■ | |
| Gland plate, one-piece, vented | ■ | ■ | ■ | – | – | 914 |
| Gland plate variants, based on TS 8 | from page 914 | from page 914 | from page 914 | from page 914 | from page 914 | |
| Interior installation | | | | | | |
| 482.6 mm (19") mounting angles, L-shaped at front | ■ | ■ | ■ | – | – | 1091 |
| Additional 482.6 mm (19") mounting angles, L-shaped | 7856.800 | 7856.800 | 7856.803 | 7856.809 | 7856.809 | 1092 |
| 482.6 mm (19") mounting frames, front and rear | – | – | – | ■ | ■ | 1094 |
| Additional 482.6 mm (19") mounting frame | 7856.710 | 7856.710 | 7856.713 | 7856.719 | 7856.719 | 1094 |
| System punched section, interior installation of rail systems | from page 993 | from page 993 | from page 993 | from page 993 | from page 993 | |
| Cable clamp rails | see page 1062 | see page 1062 | see page 1062 | see page 1062 | see page 1062 | |
| Earthing/potential equalisation | from page 1034 | from page 1034 | from page 1034 | from page 1034 | from page 1034 | |
| Socket strips/power management | from page 1038 | from page 1038 | from page 1038 | from page 1038 | from page 1038 | |
| Component shelves | from page 1013 | from page 1013 | from page 1013 | from page 1013 | from page 1013 | |
| 482.6 mm (19") installation | from page 1089 | from page 1089 | from page 1089 | from page 1089 | from page 1089 | |
| 4 hammerhead rails including system adaptor, supplied loose, for cable clamping in the enclosure depth | – | – | – | ■ | ■ | |
| 10 cable shunting rings 105 x 70 mm, supplied loose | – | – | – | ■ | ■ | 1069 |
| 50 cage nuts and multi-tooth screws | – | – | – | ■ | ■ | 1105 |
| Cable management | from page 1059 | from page 1059 | from page 1059 | from page 1059 | from page 1059 | |
| CMC-TC system monitoring | from page 806 | from page 806 | from page 806 | from page 806 | from page 806 | |

■ Included with the supply.

¹⁾ All sizes given are nominal dimensions. For absolute dimensions, please refer to the detailed drawing on the Internet.

²⁾ Delivery times available on request.